



### District Report Card: 2017


<b>State:</b> Himachal Pradesh	<b>District:</b> Kullu
<b>Class:</b> 8	<b>Subject:</b> Science
<b>Schools:</b> 51	<b>Students:</b> 1153


### Participation/Coverage


#### Students

<div>GENDER</div> <div></div>	Boys		Girls	
	Number	%	Number	%
	511	44.32	642	55.68

<div>AREA</div> <div></div>	Rural		Urban	
	Number	%	Number	%
	1069	92.71	84	7.29

<div>CATEGORY</div> <div></div>	SC		ST		OBC		GEN	
	Number	%	Number	%	Number	%	Number	%
	353	30.62	15	1.30	33	2.86	752	65.22

<div>CWSN</div> <div></div>	LD	VI	HI	S&LD	ID	Oth
	2	1	5	2	3	5

<div>Management</div> <div></div>	Government		Government-aided	
	Number	%	Number	%
	1153	100.00	0	0.00

### Average Performance of Students in Science (%)

Overall	Gender		Area		Management		Social Group			
	Male	Female	Rural	Urban	Govt.	Aided	SC	ST	OBC	GEN
39.99	40.42	39.66	40.41	34.76	39.99	0.00	39.91	33.78	37.58	40.27

## Performance on Learning Outcomes (LOs)

Learning Outcomes	Description	Average Performance(%)
SCI703	Classifies materials and organisms based on properties/characteristics	28.63
SCI704	Conducts simple investigation to seek answers to queries	26.59
SCI705	Relates processes and phenomenon with causes	33.76
SCI708	Measures and calculates e.g., temperature; pulse rate; speed of moving objects; time period of a simple pendulum, etc.	32.52
SCI710	Plots and interprets graphs	35.94
SCI711	Constructs models using materials from surroundings and explains their working	20.49
SCI801	Differentiates materials, organism and processes	67.42
SCI804	Relates processes and phenomenon with causes	46.70
SCI805	Explains processes and phenomenon	35.32
SCI807	Measures angles of incidence and reflection, etc.	32.44
SCI811	Applies learning of scientific concepts in day-to-day life	40.19
SCI813	Makes efforts to protect environment	61.67

Range of Performance of Students who Answered Correctly							
Below 30%		30% - 50%		50% - 75%		Above 75%	
Number	%	Number	%	Number	%	Number	%
335	29.05	533	46.23	256	22.20	29	2.52

### Lowest Performing Learning Outcomes (LOs)

- 1 - Constructs models using materials from surroundings and explains their working (20.49)
- 2 - Conducts simple investigation to seek answers to queries (26.59)
- 3 - Classifies materials and organisms based on properties/characteristics (28.63)
- 4 - Measures angles of incidence and reflection, etc. (32.44)
- 5 - Measures and calculates e.g., temperature; pulse rate; speed of moving objects; time period of a simple pendulum, etc. (32.52)